



January, 2021

# GOOD PRACTICES AND CHALLENGES FOR DEVELOPING COLLABORATIVE ONLINE INTERNATIONAL COURSES

**DR. ELENA MIZRAHI**

[elena@gordon.ac.il](mailto:elena@gordon.ac.il)





**DR. ELENA MIZRAHI**


TEACHER TRAINER

ENGLISH FOR PURPOSES OF INTERNATIONAL COMMUNICATION (EPIC) COURSES

ERASMUS+ COORDINATOR OF MOBILITY AND EXCHANGE PROGRAMS

- The Use of Technology in Education
- Virtual Exchange (Telecollaboration) between Israel and our partners worldwide


# IMPLEMENTING A SUCCESSFUL VIRTUAL EXCHANGE



## SETTING UP COLLABORATIVE ONLINE INTERNATIONAL COURSES

- HOW TO DEVELOP A COLLABORATIVE ONLINE INTERNATIONAL COURSE?
- EXAMPLES OF GOOD PRACTICES AND CHALLENGES

## THE TOP 3 CHALLENGES THAT YOU ENCOUNTERED/ANTICIPATE



1. Logistics and course design (timing of class and joint teaching and group work)
2. Motivating students to actively participate
3. Facilitating both local and international students in a synchronized classroom









Like Comment Share

21:10 45%

 **Ha Nga** is with **Quang Vinh Pham**.  
3 hrs • 🌐

Another amazing meeting with students in Israel, who are so nice, friendly and smart. Many thanks to **Elena Mizrahi** and your lovely students for such wonderful connection. You prepared so well for the meeting. I really enjoyed it and hope that we will meet again in the future.

  You, Ha Nga and 27 others 2 Comments

 Like  Comment  Share



||| ○ <



1

||| ○ <







Elena Mizrahi + 11 • 1mo

# All about our beautiful country

Add interesting facts, pictures, and links to videos

## Location in the world



## Popular food



## Interesting places



## About population

population of **approximately 8,985,000 inhabitants** as of January 2019.

Its population is divided to **four religions** and **two languages**

### The religions

There are four religions:

1. Judaism
2. Islam
3. Christianity
4. Druzism

## National holidays

Passover, also called Pe



### Eid al-Adha

Many Muslims make a s  
Effort to pray and listen  
Sermon at a mosque.the  
Wear new clothes, visit f  
Members and may symb  
Sacrifice an animal.

Pro tip: help your students ace tests by using Kahoot! reports for re

Kahoot!

HomeDiscoverKahootsReports

Add name +

Elenami

Plan:

Upgrade

Member of:

Create a team

Kahoots created

70

Plays of your kahoots

332

Total players

4505

My interests

Add interests

17 Q

Some facts about Israel

Elenami

YouTube

Search

ISRAEL

When you hear the word "Israel",

0:00 / 6:18

68 Facts You Probably Didn't Know About Israel

1,176,458 views

18K

3.9K

SHARE

SAVE



# DEVELOPING COLLABORATIVE ONLINE INTERNATIONAL COURSES



Course Options

Materials

Updates

Gradebook

Grade Setup

Badges

Attendance

Members

Access Code

Z8CR5-TRR7R

Reset

Add Materials

Options

## Virtual Exchange Overview

The goal of this virtual exchange is to provide teacher candidates at university in Israel and Sweden with international experience in discussion and collaboration with their international peers on topics and tasks related to the integration of technology in language teaching. Participants will not only gain experience in using and analyzing different digital tools for language teaching but also increase awareness of their own and their partners' culturally situated education practices around language teaching and learning and uses of technology.

## Task 1 - Getting to Know (Due 8 May)

The first task invites you to introduce yourself to your group members with a video. In this folder are Instructions for this task and for responding to your group members' videos as well as Discussion Forums for each group.

## Task 2 - Comparing and Contrasting Innovative Technologies (Due 23 May)

This second task asks you to do three things: (1) decide on a tool for (either synchronous or asynchronous) discussion, (2) compare and contrast perspectives and experiences in your countries/teaching context regarding three different technology-mediated teaching practices, and (3) post 5 different key and meaningful points/differences/concerns that came up in your discussion to your group's discussion forum.

## Task 3 - Collaborating on Task Design (Due 5 June)

This third task asks each group to collaboratively create a task description for a Virtual Exchange project involving secondary/high school classes from Israel and Sweden.





EUROPEAN CENTRE FOR MODERN LANGUAGES

## Mobility in teacher education

Student teachers at universities or teacher training colleges usually participate in long-term mobility activities lasting from one to a few semesters. Such mobility activities frequently entail studying abroad and/or some elements of teaching practice at schools. Groups of student teachers may also participate in shorter initiatives, during which they move to a new location for a few days to attend a short series of classes or complete a project with their colleagues in the host institution. Alternatively, they can be involved in virtual mobility activities, which enable student teachers to contact representatives of partner institutions by using ICT.

### Lesson plans

PluriMobil offers 14 lesson plans for teacher training and ready-made materials that support the entire process of mobility.

The students involved in mobility will be the teachers of tomorrow. Consequently, their stay abroad/in another community will aim at different kinds of objectives:


- plurilingual competences;
- intercultural communicative competences;
- autonomous learning skills;
- reflective skills and teaching competences.

### Best practice

- Double scenario: Mirjam Egli Cuenat, Lukas Bleichenbacher and Ruth Frehner, teacher trainers at the University of Teacher Training St. Gallen, Switzerland
- [Go International!](#): International Module. Dr. Christine Lechner and Mag. Melanie Steiner, Pädagogische Hochschule Tirol (PHT)

### Learning scenarios

# SETTING UP COLLABORATIVE ONLINE INTERNATIONAL COURSES



- TIMING  
 VIRTUAL EXCHANGE PARTNERING FAIR

- SYLLABUS  
 TASKS → 21<sup>ST</sup> CENTURY SKILLS

- IMPLEMENTATION  
 STUDENT ENGAGEMENT  
FACILITATED DISCUSSIONS

# Learning scenarios

Practical resources for teachers and teacher trainers  
**intercultural learning through mobility**

PluriMobil lesson plans support all stages of a mobility experience: preparatory phase, the mobility experience itself and the follow-up period.

Sample exercises your students can be engaged in before, during and after a mobility experience:

## BEFORE

- Defining one's identity: who am I?
- Preparing oneself for a mobility activity (to imagine what it would be like)
- Developing language skills and strategies facilitating successful intercultural communication
- Setting one's own learning goals
- Preparing materials to be used with peers in the host institution

## DURING

- Collecting intercultural discoveries
- Applying language skills and strategies in real-life communication
- Keeping a portfolio or a personal diary of one's development
- Interacting with peers in the host institution

## AFTER

- Looking back at one's personal development and pieces of evidence
- Presenting one's mobility experiences at the home institution
- Assessing one's own language achievement
- Student teachers: preparing activities to support the mobility activities of their students in the future



# GORDON ACADEMIC COLLEGE OF EDUCATION, HAIFA, ISRAEL & THURGAU UNIVERSITY OF TEACHER EDUCATION, SWITZERLAND



## Educational objectives of exchange projects



Not only a nice-to-have, but a fundamental tool for achieving numerous competences and learning objectives defined in the curriculum!



**Gerit Jaritz**  
Thurgau University of Teacher Education

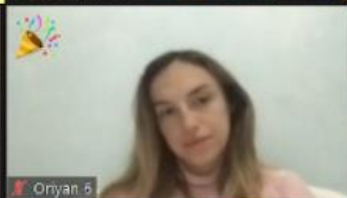
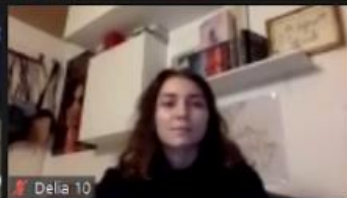
Pädagogische Hochschule Thurgau.



**Educational exchange projects**

**WHY and HOW ?**





## Chat

I really value having had the opportunity to learn about so many new online teaching tools. Thanks !

From Natalie Najjar 8 to Everyone:

Thank you for the inspirational ideas, it was so fun to listen to everyone. Happy Holidays

From Rachel Ruffier des Aimes 6 to Everyone:

Thank you showing us new methods to teach languages :)

From Aya Faris - 8 to Everyone:

I enjoyed working with my group(8) and to all of the other group you had awesome and creative ideas, thank you all:)

From Joana Hostettler 07 to Everyone:

I would very much enjoy trying out some of those ideas in class. They will enrich language class in such a positive way. Thank you :)

From Rawan Shaheen - Group 7 to Everyone:

There were many great ideas. I personally enjoyed our time together with our Swiss friends 🇨🇭

From Or Revah 7 to Everyone:

It was nice to meet some new friends. Thank you for sharing it was enjoying

From NIR 9 to Everyone:

I enjoyed hearing everyone's ideas and was inspired by the creative technological solutions

To: Everyone

File

Type message here...

# HOW TO ENSURE STUDENT ENGAGEMENT?



**Student-centered**  
interactive presentations



Practice: CREATIVE  
COLLABORATIVE TASKS



Tools and PBL  
production - OUTPUT



# Collaborative Task Design: Group 2

## Food (Dishes and Recipes)

- **Description**

*Exchange of typical dishes of country but have to try and pronounce the ingredients in the foreign language. First, the students will guess the ingredients of the dish in the foreign language and then they will be given the recipe but as a puzzle.*

- **Learning Objectives**

- Students learn about dishes from the foreign country and also new words.
- Learn about the cultural aspect of the meal/dish.

- **Instructions and tools**

- Online dictionary - Google translate or others
- Zoom (in order to communicate)
- Padlet (in order to create a recipe puzzle)

You are screen sharing Stop Share











elenam@technion.ac.il



# SOME PRACTICES WHICH FACILITATE STUDENT COLLABORATION AND ENGAGEMENT

# MY PERSONAL FAVOURITES FOR STUDENT ENGAGEMENT:

## **Teacher led Student-centered** interactive presentations –

Collaborative Boards, Polls, Games, ways to elicit students' knowledge, emotions etc.  
(written, oral, live or recorded, “draw it”)

- Nearpod
- Zeetings
- Forums on Moodle during ZOOM (including video & audio)
- Quizlet
- Google Slides, PowerPoint, Emaze, Prezi

**Flipgrid**

[Educator Login](#)

[Resources](#)

[Sign up. It's](#)

# Where social learning happens.



**Enter a Flip Code**

to go to your Grid





## GRID DETAILS



 Flip Code: 8v4qx67

 Add CoPilots to your Grid

### Speaking lessons with Elena

Active ▾

 Share Grid







Grid Actions ▾



## 8 Topics [+ New Topic](#)

96 videos 1867 views 29.1h engagement

 [Export Data](#)

Pin	Topic Name	Flip Code	Display Date ↓	Engagement	Activity	
	<b>Ideas</b> 0 videos 0 views			-	<b>Hidden</b> ▾	<b>Actions</b> ▾ 
	 <b>Technology In EFL</b> 46 videos 1034 views	<a href="#">d5fe1632</a>	Mar 17, 2019	19 hrs	<b>Active</b> ▾  <b>Share</b>	<b>Actions</b> ▾ 



# Bringing Engagement and Joy to Every Classroom

Ready-to-run K-12 lessons delivered through an award-winning student engagement platform



## For Teachers

Interactive learning experiences your students will love

Start Exploring For Free!

or

Create your own lesson →

## For Schools & Districts

A comprehensive platform built to make teaching technology easy

Learn More