



Co-funded by the
Erasmus+ Programme
of the European Union

What is Internationalization at Home?

“THE **PURPOSEFUL** INTEGRATION OF INTERNATIONAL AND INTERCULTURAL DIMENSIONS INTO THE **FORMAL AND INFORMAL CURRICULUM** FOR **ALL STUDENTS** WITHIN DOMESTIC LEARNING ENVIRONMENTS.”

(Beelen & Jones, 2015)



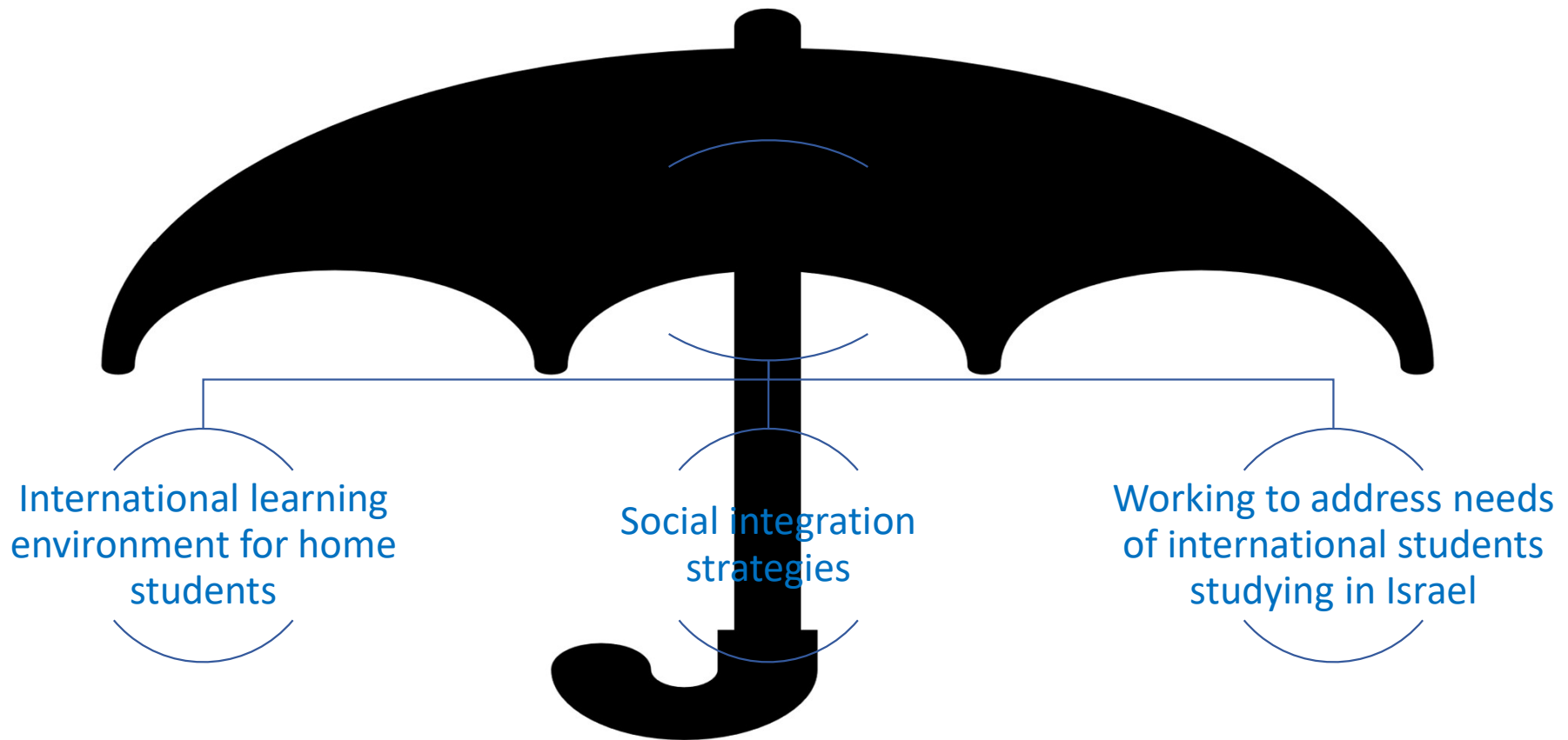
WILLIAM

The main objective of WILLIAM is to support the advancement of “Internationalization at Home” strategies.

Creating an international campus for the benefit of all students.



WILLIAM strategy for IaH



IMPACT – 4 levels



National Level:

Promote a set of measures that support IaH strategies and policies across IL HEIs.



Institutional Level:

International student support services, through development of protocols/guidelines and social integration schemas.



Faculty/Curriculum Level:

Promoting virtual international classrooms and additional modules of internationalized learning as a means to engage faculty and students in international environments, without having to go abroad.



Student Level:

International students feel safe and comfortable in their learning environment and in the host society.

Local students are exposed to an international learning environment and gain skills that prepare them to function in international setting.

What are the five most
important tangible
outcomes of WILLIAM?




1

Creation of standards for 'Internationalization at Home' for Israeli HEIs, along with a toolkit for IaH, including self-assessment - all accessible on the WILLIAM website.



National Level:

Promote a set of measures that support IaH strategies and policies across IL HEIs.



IMPI-IL: Indicators for Mapping and Profiling Internationalization at Home <https://william-erasmus.com/indicators-for-mapping-and-profiling-internationalization-at-home-within-israeli-higher-ed-institutions/>

- ▶ Assessment of current IaH within your institution (0-100%)
- ▶ Help in identification of gaps in IaH strategy
- ▶ Toolkit for how to implement possible models of activities
- ▶ Benchmarking to assess progress



2 Guidelines and policies within the International Relations Office to support incoming students across 7 Israeli partner HEIs.



Institutional Level:
International student support services, through development of protocols/guidelines and social integration schemas.

- ✓ Best Practices for Safety and Security of International Students – Training Module <https://william-erasmus.com/best-practices-on-safety-and-security-for-international-students-training-module/>
- ✓ Benchmarking for Safety, Security, Protocols – based on gathering of best practices
- ✓ Resources and consultation for international offices to help cope with COVID19 <https://william-erasmus.com/category/coping-with-covid-19/>



3 New and revised social integration programs



Institutional Level:
International student support services, through development of
protocols/guidelines and social integration schemas.

Buddy System: ESN Best Practices, featured testimonial video & case study
<https://william-erasmus.com/category/social/>

MORE TO COME...



4

Faculty and staff trained and competent in working with international students and promoting internationalization at home across Israeli partner HEIs



Student Level:

International students feel safe and comfortable in their learning environment and in the host society.

Local students are exposed to an international learning environment and gain skills that prepare them to function in an international setting.

12 On line trainings on different aspects of IaH <https://william-erasmus.com/william-virtual-trainings/>



5 Virtual classrooms piloted and integrated into the curriculum across 7 Israeli partner HEIs



Faculty/Curriculum Level:

Promoting virtual international classrooms and additional modules of internationalized learning as a means to engage faculty and students in international environments without having to go abroad.

- Training sessions
- Virtual Classroom Video
- Student questionnaire assessing international component of course.

<https://william-erasmus.com/category/virtual-classroom-development-tool/>

MORE TO COME...

- Collecting results on impact of courses on students
- Testimonials video from participating faculty and students

Today's Training Session

- Two of WILLIAM's Internationalization at Home strategies will be presented with tools that you can use to implement in your institutions
 - 1) Safety & security of international students - focus on the WILLIAM developed training module
 - Presented by Dr. Hila Nevo, Tel Hai College, Israel
 - 2) Collaborative virtual international classrooms – focus on tools for a successful virtual exchange
 - Presented by Dr. Elena Mizrahi, Gordon Academic College of Education, Israel

WP2 Development Roadmap

CBHE Virtual Fair
October 26, 2021



Co-funded by the
Erasmus+ Programme
of the European Union

WP2 - OUR MISSION

- Create infrastructure for guidelines, policies, protocols and procedures for incoming international students to be produced by Israeli partners.
- Pilot social integration services at Israeli partner institutions.
- Devise Safety and Security Best Practices to be used by partner institutions.
- Prepare and implement training modules in conjunction with EU partners.



Incoming students' protocols and procedures



Institutional S&S protocols and procedures



Institutional training module:
<https://william-erasmus.com/best-practices-on-safety-and-security-for-international-students-training-module/>

Collecting

Constructing

Reviewing

Devising

Training



A 'complete' incoming students toolkit:

<https://william-erasmus.com/incoming-students-guidelines-and-protocols/>



Best practices on Safety and Security:

<https://william-erasmus.com/best-practices-on-safety-and-security-for-international-students/>

HOW TO ENGAGE STUDENTS IN VIRTUAL COLLABORATION

OCTOBER, 2021


DR. ELENA MIZRAHI

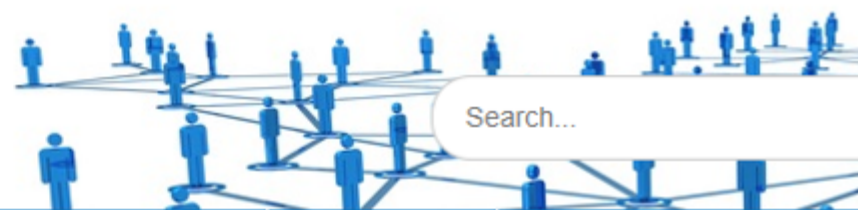
Elena Mizrahi, PhD

Gordon Academic College of Education, Haifa, Israel

- Teacher Trainer & Academic English Courses
 - ERASMUS+ Mobility and Exchange programs
-
- The Use of Technology in Education
 - Virtual Exchange (Telecollaboration) between Israel and our partners worldwide
- 

IMPLEMENTING A SUCCESSFUL VIRTUAL EXCHANGE





Course Options

Materials

Updates

Gradebook

Grade Setup

Badges

Attendance

Members

Access Code

Z8CR5-TRR7R

Reset

Virtual Exchange Overview

The goal of this virtual exchange is to provide teacher candidates at university in Israel and Sweden with international experience in discussion and collaboration with their international peers on topics and tasks related to the integration of technology in language teaching. Participants will not only gain experience in using and analyzing different digital tools for language teaching but also increase awareness of their own and their partners' culturally situated education practices around language teaching and learning and uses of technology.

Task 1 - Getting to Know (Due 8 May)

The first task invites you to introduce yourself to your group members with a video. In this folder are Instructions for this task and for responding to your group members' videos as well as Discussion Forums for each group.

Task 2 - Comparing and Contrasting Innovative Technologies (Due 23 May)

This second task asks you to do three things: (1) decide on a tool for (either synchronous or asynchronous) discussion, (2) compare and contrast perspectives and experiences in your countries/teaching context regarding three different technology-mediated teaching practices, and (3) post 5 different key and meaningful points/differences/concerns that came up in your discussion to your group's discussion forum.

Task 3 - Collaborating on Task Design (Due 5 June)

This third task asks each group to collaboratively create a task description for a Virtual Exchange project involving secondary/high school classes from Israel and Sweden.

1. HOW TO FACILITATE STUDENT ENGAGEMENT?

2. HOW TO MAKE AN ONLINE VIRTUAL EXCHANGE
MORE INTERACTIVE AND MEANINGFUL?

Technical tools and students' feedback



PROMOTING STUDENT ENGAGEMENT:

PPP:

Presentation

Practice

Production

PROMOTING STUDENT ENGAGEMENT:

Teacher led Student-centered interactive presentations –

Collaborative Boards, Polls, Games, ways to elicit students' knowledge, emotions etc.
(written, oral, live or recorded, “draw it”)

- Nearpod
- Zeetings
- Forums on Moodle during ZOOM (including video & audio)
- Quizlet
- What about PowerPoint, Emaze, Prezi etc.?

Presentation



Bringing Engagement and Joy to Every Classroom

Ready-to-run K-12 lessons delivered through an award-winning student engagement platform



For Teachers

Interactive learning experiences your students will love

[Start Exploring For Free!](#)

or

[Create your own lesson →](#)



For Schools & Districts

A comprehensive platform built to make teaching technology easy

[Learn More](#)



PROMOTING STUDENT ENGAGEMENT:

Student-centered individual comprehension check, competitions, games:

- Nearpod quiz and games, interactive activities
- Quizlet Live
- Kahoot
- ZOOM poll
- Quizizz (Socrative, Triventy, etc.)

Practice



PROMOTING STUDENT ENGAGEMENT:

Student-centered PBL: Breakout Rooms

- Google Slides (collaborative mini-presentation preparation → ZOOM live 1 minute student presentations)


Production



PROMOTING STUDENT ENGAGEMENT:

Student-centered PBL: Breakout Rooms

- Padlet (collaborative projects)
- <https://padlet.com/mizrahielena/mv9egy00w5no>



Production

Dashboard

Introduce Yourself!

+

https://padlet.com/mizrahielena/kdo7g6qxnzbz0

☆

NEW

🔊

🌐

👤

⋮

📧 Yahoo

🌐 Translate

🌐 Orbit

📖 Scholar

🇮🇱 הורדות

🇮🇱 גורדון

📖 Macmil

📧 UniLib

🎓 Tomax

📖 Kahoot!

📖 Quizlet

📖 Nearpod

🌐 Ohalo

📧 Outlook


🇮🇱 Mofet

🇮🇱 התחל לשחק

⋮

2. I'm adventurous and creative.

3. I'm open to all types of new technologies but I still prefer paper books.




👍 0

Add comment

Dorin Levy

1. Cooking is my passion and I

years old. I live in Haifa I am happily married to my wife Anna. I love sports a specially skiing and running.

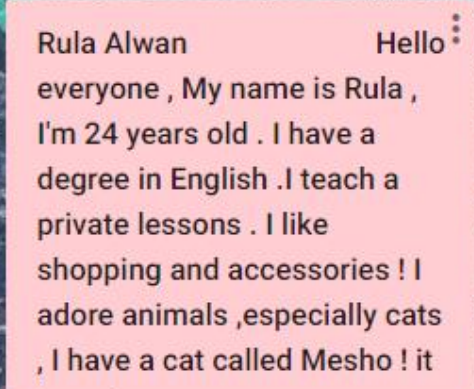


👍 1

Add comment

Rula Alwan


Hello everyone , My name is Rula , I'm 24 years old . I have a degree in English .I teach a private lessons . I like shopping and accessories ! I adore animals ,especially cats , I have a cat called Mesho ! it



1. I love traveling by myself

2. I stat my mornings with madetation

3. I love to sing



👍 1


Add comment

Tom Dahan

Hello everyone!


I really like to go hiking with my friends and family. My favorite food is pizza.

I work as a chef in a restaurant.



Hey everyone

I am 22 years old. Reading is my passion. I Really enjoy my own company. Im not a morning person and I have a RBF.



👍 2


Add comment

Alex Sarbeni

Hello there! This is my 3rd career

Hey everyone,

I am a mother of 2 adorable children, a lawyer, and I have decided to start studying in the retraining program since I realy love English, children and teaching.



👍 4

Add comment

Lana Zayed

PROMOTING STUDENT ENGAGEMENT:

Student-centered PBL: Breakout Rooms

- Peer assessment: creating and playing online games (VE)
- Online books: https://app.bookcreator.com/library/-LyAz3F5HvN_sDzAH9aI



BOOK CREATOR

Production

PROMOTING STUDENT ENGAGEMENT:

Student-centered PBL: Breakout Rooms

- Students upload their screencasts or Zoom presentations for peer assessment
- Schoology




Production

PROMOTING STUDENT ENGAGEMENT:

Student-centered PBL: Breakout Rooms

- Flipgrid & other Microsoft Education tools



Production

Flipgrid

[Educator Login](#)

[Resources](#)

[Sign up. It's](#)

Where social learning happens.



Enter a Flip Code


to go to your Grid






4b7e27d7

Flipgrid




0:48

Orly S.



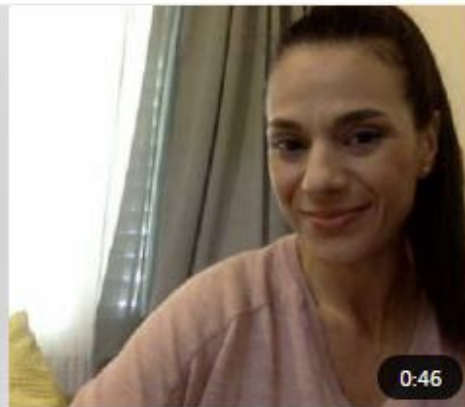
0:36

רובה ד



0:17

נור ג




0:46

Limor A.



0:31


Mahran M.




0:22



0:24



0:14



1:16

GRID DETAILS



 Flip Code: 8v4qx67

 Add CoPilots to your Grid

Speaking lessons with Elena

Active ▾

 Share Grid







Grid Actions ▾



8 Topics [+ New Topic](#)

96 videos 1867 views 29.1h engagement

 [Export Data](#)

Pin	Topic Name	Flip Code	Display Date ↓	Engagement	Activity	
	Ideas 0 videos 0 views			-	Hidden ▾	Actions ▾ 
 	Technology In EFL 46 videos 1034 views	d5fe1632	Mar 17, 2019	19 hrs	Active ▾  Share	Actions ▾ 

SOME PRACTICES WHICH FACILITATE STUDENT COLLABORATION AND ENGAGEMENT

Elena Mizrahi + 11 • 1mo

All about our beautiful country

Add interesting facts, pictures, and links to videos

Location in the world



Popular food



Interesting places



About population

population of **approximately 8,985,000 inhabitants** as of January 2019.

Its population is divided to **four religions** and **two languages**

The religions

There are four religions:

1. Judaism
2. Islam
3. Christianity
4. Druzism

National holidays

Passover, also called Pe



Eid al-Adha

Many Muslims make a s
Effort to pray and listen
Sermon at a mosque.the
Wear new clothes, visit f
Members and may symb
Sacrifice an animal.



68 Facts You Probably Didn't Know About Israel

1,176,458 views

18K 3.9K SHARE



Pro tip: help your students ace tests by using Kahoot! reports for rev

Kahoot!



Home



Discover



Kahoots



Reports



Add name +

Elenami

Plan:

[Upgrade](#)

Member of:

[Create a team](#)

Kahoots created

70

Plays of your kahoots

332

Total players

4505

My interests

[Add interests](#)

My kahoots

Team space



Some facts about Israel

Elenami



Parts of Speech QUIZ

Elenami



New Pedagogies in Teaching EFL

Elenami

[See all \(70\)](#)

Top picks





Home > Skype in the Classroom

Skype in the Classroom



Watch the video



Celebrate Oceans Month 2019!

Connect with experts to inspire your students to honor and protect the world's oceans and the lives living within them.

[Schedule A Session](#)

Skype in the Classroom is a free community that offers live transformative educational experiences for students including Virtual Field Trips, talks from Guest Speakers, classroom to classroom connections, and live collaboration projects.

[JOIN AS AN EDUCATOR >](#)

[BECOME A GUEST SPEAKER >](#)



<https://photos.google.com/photo/AF1QipNYn1fg6YazIEfoTArCU-yqa5pLpgF9ggFwQ775>



Like Comment Share

21:10 45%

 **Ha Nga** is with **Quang Vinh Pham**.
3 hrs • 🌐

Another amazing meeting with students in Israel, who are so nice, friendly and smart. Many thanks to **Elena Mizrahi** and your lovely students for such wonderful connection. You prepared so well for the meeting. I really enjoyed it and hope that we will meet again in the future.

  You, Ha Nga and 27 others 2 Comments

 Like  Comment  Share



Navigation icons: list, home, back

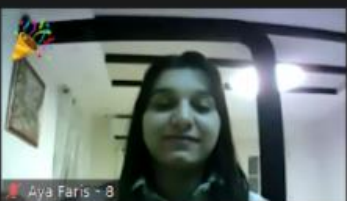
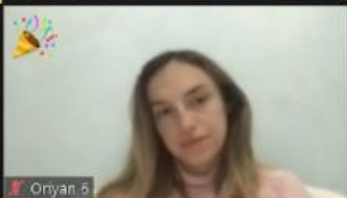


1

Navigation icons: list, home, back



Recording...



Chat

I really value having had the opportunity to learn about so many new online teaching tools. Thanks !

From Natalie Najjar 8 to Everyone:

Thank you for the inspirational ideas, it was so fun to listen to everyone. Happy Holidays

From Rachel Ruffier des Aimes 6 to Everyone:

Thank you showing us new methods to teach languages :)

From Aya Faris - 8 to Everyone:

I enjoyed working with my group(8) and to all of the other group you had awesome and creative ideas, thank you all:)

From Joana Hostettler 07 to Everyone:

I would very much enjoy trying out some of those ideas in class. They will enrich language class in such a positive way. Thank you :)

From Rawan Shaheen - Group 7 to Everyone:

There were many great ideas. I personally enjoyed our time together with our Swiss friends 🇨🇭

From Or Revah 7 to Everyone:

It was nice to meet some new friends. Thank you for sharing it was enjoying

From NIR 9 to Everyone:

I enjoyed hearing everyone's ideas and was inspired by the creative technological solutions

To: Everyone

File

Type message here...

HOW TO ENSURE STUDENT ENGAGEMENT?

SUMMARY:



Student-centered
interactive presentations



Practice: CREATIVE
COLLABORATIVE TASKS



Tools and PBL
production - OUTPUT